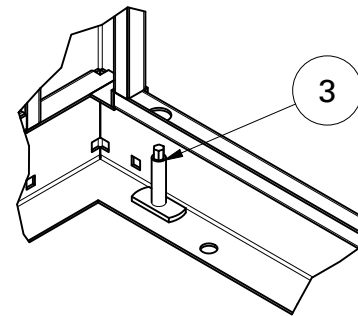
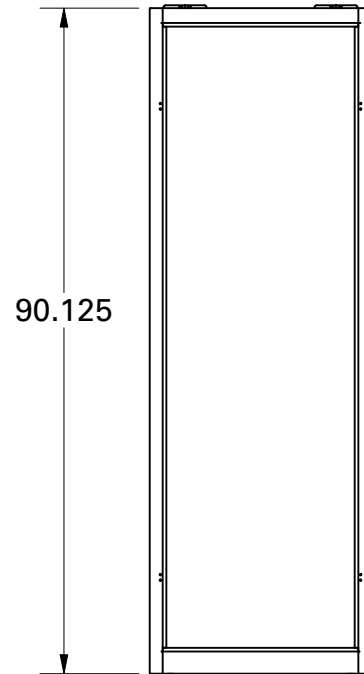

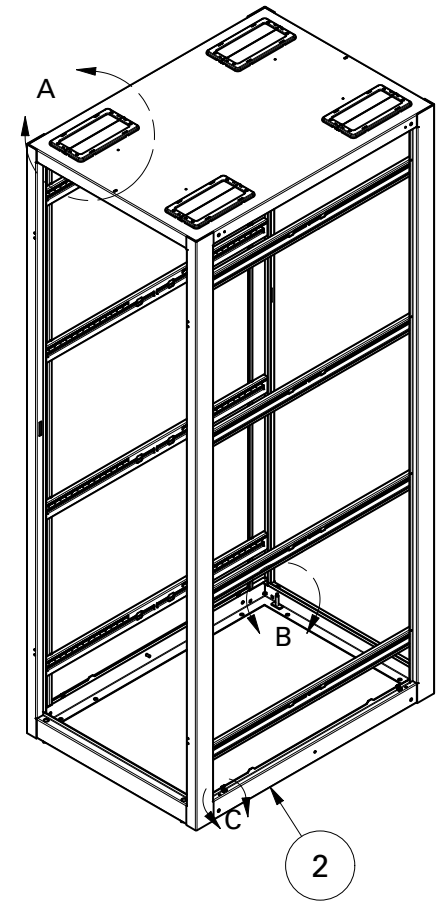
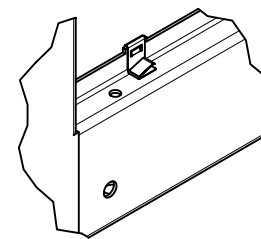


DETAIL A  
INSTALL AFTER PAINT



DETAIL B  
INSTALL AFTER PAINT



DETAIL C  
INSTALL BEFORE PAINT

**R.F. MOTE**

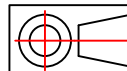
A division of Chatsworth Products

214 NEWKIRK RD.  
RICHMOND HILL, ONTARIO  
L4C 3G7  
PHONE (905) 884-5250  
FAX (905) 737-5188

TOLERANCES  
FRAC. ± 1/16"  
ANGLE ± 1.0°  
HOLES ± 0.003"  
0.000 ± 0.015"

DESCRIPTION  
**RFM2 CABINET FRAME 30"Wx42"Dx90"H 48U BLACK**

PARTS LIST				
ITEM	QTY	PART NUMBER	REV	CODE
1	8	024-725190-001	00	
2	1	RFM2-304248-WELD	01	
3	4	503-1703800	03	TCH-002-B



The information contained herewithin is proprietary and confidential to R.F.MOTE LTD. It may not be reproduced or further disseminated, in whole or in part, without prior written consent from R.F.MOTE LTD.

PART NUMBER  
**RFM2-304248-F-B**

DATE  
**2023-06-19**

AUTHOR  
**gillison i**

MASS  
**136.5 lb**

REV  
**00**

**SHEET 1 OF 1**