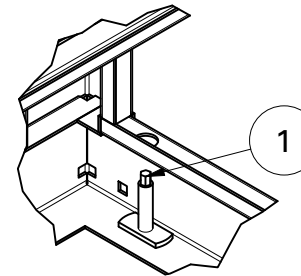
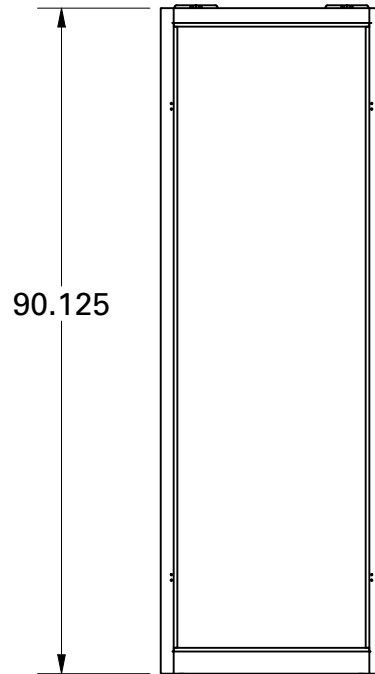
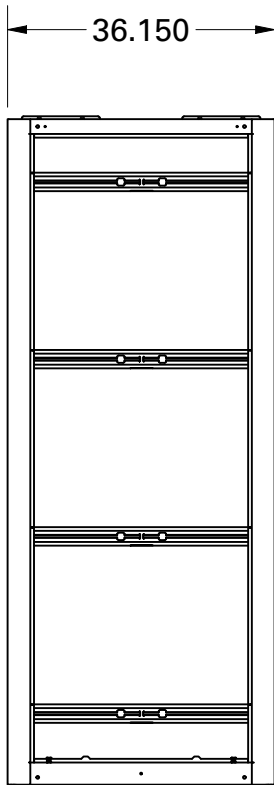
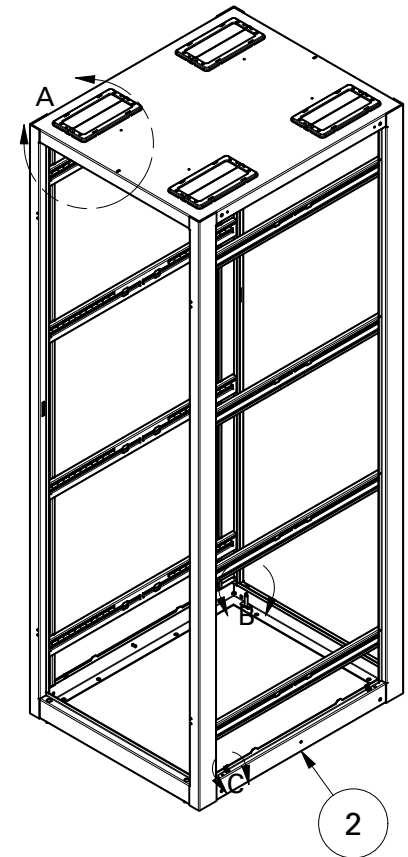
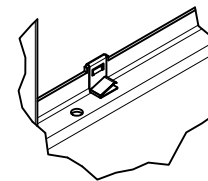


DETAIL A
INSTALL AFTER PAINT



DETAIL B
INSTALL AFTER PAINT



DETAIL C
INSTALL BEFORE PAINT

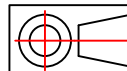
R.F. MOTE

A division of Chatsworth Products

214 NEWKIRK RD.
RICHMOND HILL, ONTARIO
L4C 3G7
PHONE (905) 884-5250
FAX (905) 737-5188

TOLERANCES	DESCRIPTION
FRAC. ± 1/16"	RFM2 CABINET FRAME 30"Wx36"Dx90"H 48U BLACK
ANGLE ± 1.0°	
HOLES ± 0.003"	
0.000 ± 0.015"	

PARTS LIST				
ITEM	QTY	PART NUMBER	REV	CODE
1	4	503-1703800	03	TCH-002-B
2	1	RFM2-303648-WELD	01	
3	8	024-725190-001	00	



The information contained herein is proprietary and confidential to R.F.MOTE LTD. It may not be reproduced or further disseminated, in whole or in part, without prior written consent from R.F.MOTE LTD.

PART NUMBER
RFM2-303648-F-B

DATE
2023-06-19

AUTHOR
gillison i

MASS
126.12 lb

REV
00

SHEET 1 OF 1