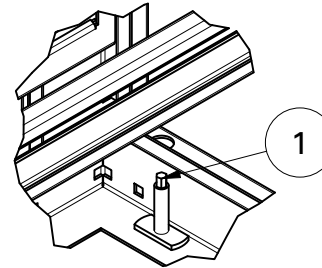

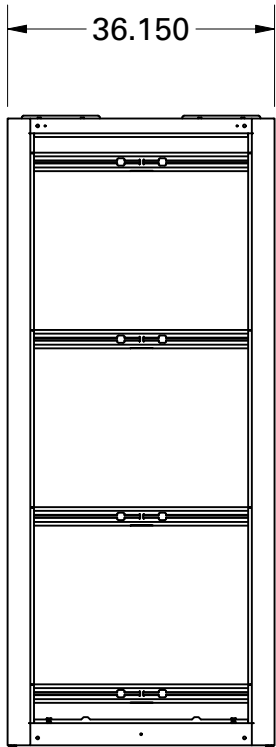
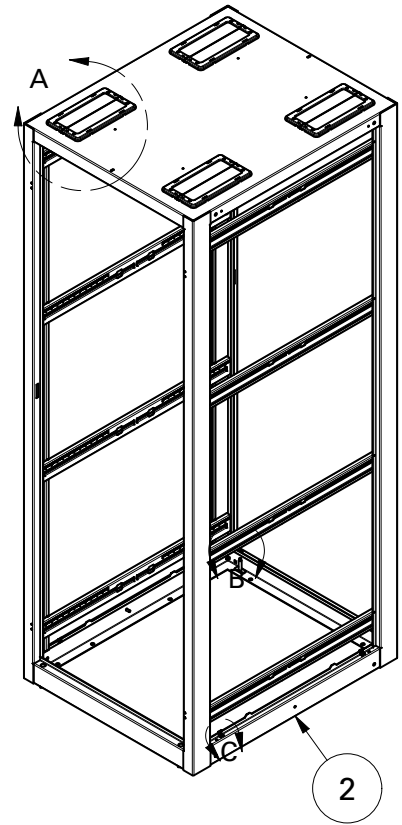
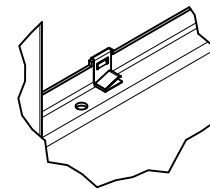


DETAIL A
INSTALL AFTER PAINT



DETAIL B
INSTALL AFTER PAINT



DETAIL C
INSTALL BEFORE PAINT

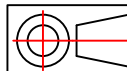
R.F. MOTE

A division of Chatsworth Products

214 NEWKIRK RD.
RICHMOND HILL, ONTARIO
L4C 3G7
PHONE (905) 884-5250
FAX (905) 737-5188

| | |
|----------------|---|
| TOLERANCES | DESCRIPTION |
| FRAC. ± 1/16" | RFM2 CABINET FRAME 30"Wx36"Dx85"H 45U BLACK |
| ANGLE ± 1.0° | |
| HOLES ± 0.003" | |
| 0.000 ± 0.015" | |

| PARTS LIST | | | | |
|------------|-----|------------------|-----|-----------|
| ITEM | QTY | PART NUMBER | REV | CODE |
| 1 | 4 | 503-1703800 | 03 | TCH-002-B |
| 2 | 1 | RFM2-303645-WELD | 01 | |
| 3 | 8 | 024-725190-001 | 00 | |



The information contained herewithin is proprietary and confidential to R.F.MOTE LTD. It may not be reproduced or further disseminated, in whole or in part, without prior written consent from R.F.MOTE LTD.

PART NUMBER
RFM2-303645-F-B

DATE
2023-06-19

AUTHOR
gillison i

MASS
122.76 lb

REV
00

SHEET 1 OF 1