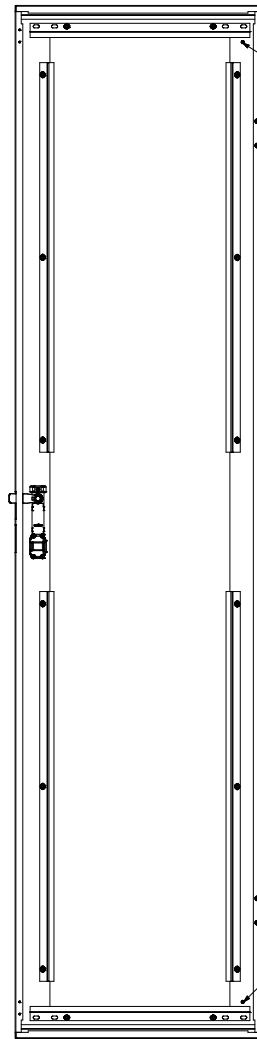
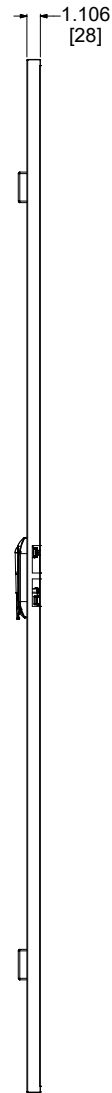
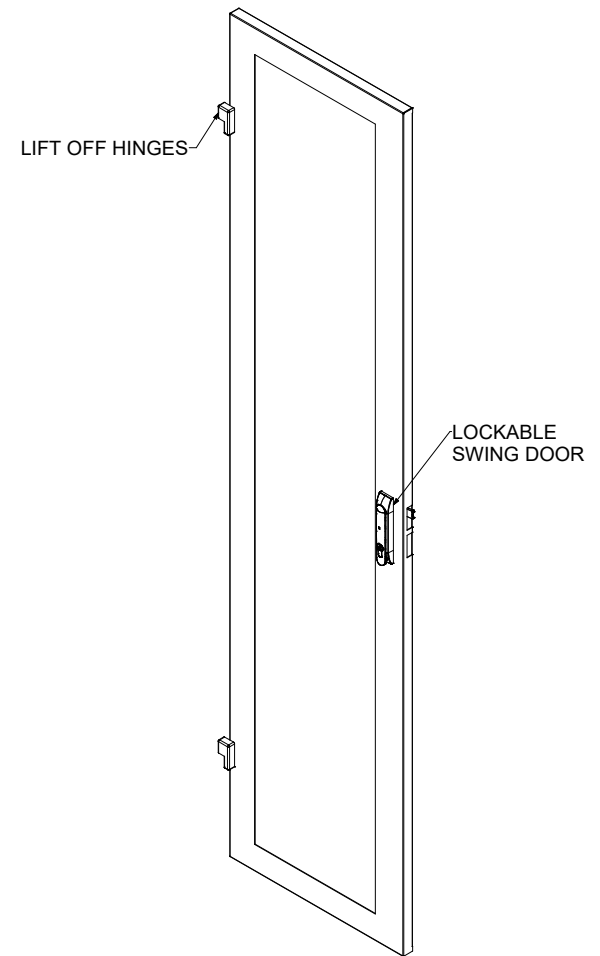


FRONT



BACK



NOTE: ISOMETRIC VIEW IS NOT TO SCALE

NOTE:
LEFT HAND SWING SHOWN.
RIGHT HAND-OPPOSITE

The information contained herewithin is proprietary and confidential to **R.F.MOTE LTD.** It may not be reproduced or further disseminated, in whole or in part, without prior written consent from **R.F.MOTE LTD.**

R.F.MOTE LTD ENGINEERED SYSTEMS				
PART NUMBER RFM-2490-1				
DATE 17-Aug-20	SCALE .75:1	SHEET 1 OF 1	WEIGHT 31.0 lbmass	REV 00
<small>Please visit www.rfmote.com for more information and specs</small>				